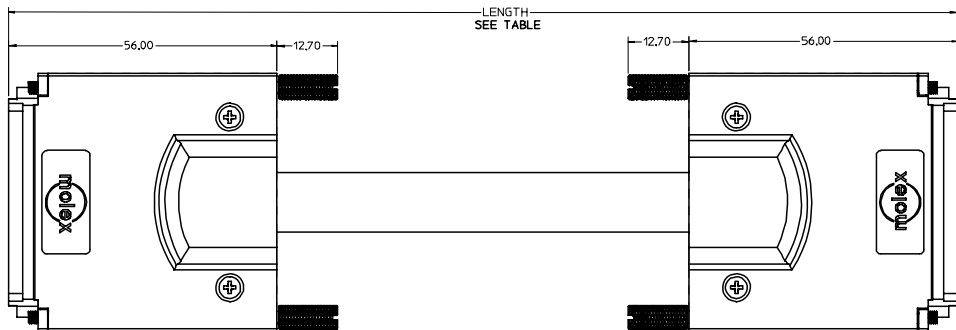

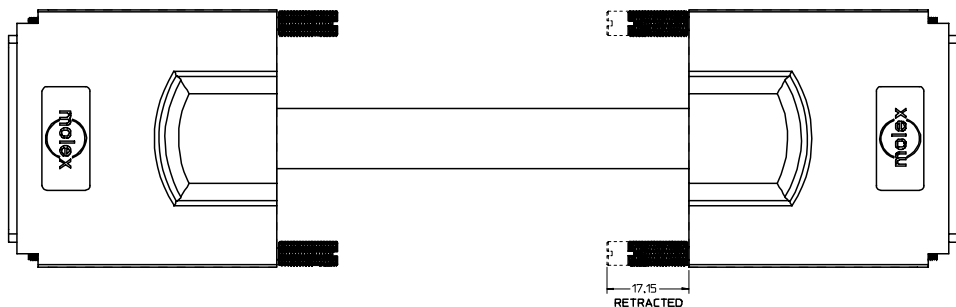
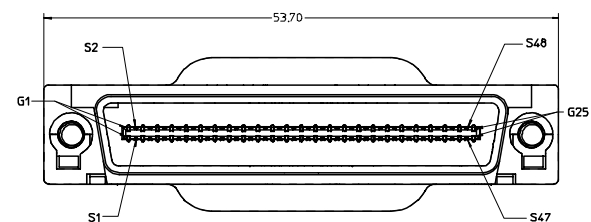


20 19 18 17 16 15 14 13 12 11 74509 9 8 7 6 5 4 3 2 1



- NOTES:  
 1. MATERIAL  
 HOUSING - ZINC DIE CAST  
 CONTACTS - AU FLASH OVER NI PLATING  
 CABLE - SEE MOLEX SD-7453-\*\*\*\*  
 2. CHARACTERISTIC IMPEDANCE 100 OHMS DIFFERENTIALLY



SCALE 4:1

EC NO: USY2004-0065 DRWN: JRESENDE 2003/12/30 CHKD: JRESENDE 2004/01/05 APPR: DDOYE 2004/01/05 REV DESCRIPTION	QUALITY SYMBOLS	GENERAL TOLERANCES (UNLESS SPECIFIED)		SCALE 2:1	DESIGN UNITS METRIC	THIRD ANGLE PROJECTION	REVISE ON CAD ONLY
	▽-0	mm	INCH	DIMENSION STYLE MM ONLY		TITLE	
	▽.0	4 PLACES ±---	±---	DRAWN BY JRESENDE	DATE 03/09/16	12X INFIBAND CABLE ASSEMBLY W/JACKSCREW	
		3 PLACES ±---	±---	CHECKED BY JRESENDE	DATE 03/09/16	MOLEX INCORPORATED	
	2 PLACES ±---	±---	ANGULAR ±1/2°		MATERIAL NO. SEE TABLE	DOCUMENT NO. SD-74509-002	SHEET NO. 1 OF 2
	1 PLACE ±---	±---	DRAFT WHERE APPLICABLE MUST REMAIN WITHIN DIMENSIONS		APPROVED BY DDOYE	DATE 03/09/16	THIS DRAWING CONTAINS INFORMATION THAT IS PROPRIETARY TO MOLEX INCORPORATED AND SHOULD NOT BE USED WITHOUT WRITTEN PERMISSION

19 18 17 16 15 14 13 12 11 10 9 8 7 6 5 4 3 2 1

WIRING DIAGRAM			
PLUG 1		PLUG 2	
PIN NUMBER	SIGNAL	PIN NUMBER	SIGNAL
G1-G25	SIGNAL GROUND	G1-G25	SIGNAL GROUND
S1	Tx0+	S48	Rx0+
S2	Tx0-	S47	Rx0-
S3	Tx1+	S46	Rx1+
S4	Tx1-	S45	Rx1-
S5	Tx2+	S44	Rx2+
S6	Tx2-	S43	Rx2-
S7	Tx3+	S42	Rx3+
S8	Tx3-	S41	Rx3-
S9	Tx4+	S40	Rx4+
S10	Tx4-	S39	Rx4-
S11	Tx5+	S38	Rx5+
S12	Tx5-	S37	Rx5-
S13	Tx6+	S36	Rx6+
S14	Tx6-	S35	Rx6-
S15	Tx7+	S34	Rx7+
S16	Tx7-	S33	Rx7-
S17	Tx8+	S32	Rx8+
S18	Tx8-	S31	Rx8-
S19	Tx9+	S30	Rx9+
S20	Tx9-	S29	Rx9-
S21	Tx10+	S28	Rx10+
S22	Tx10-	S27	Rx10-
S23	Tx11+	S26	Rx11+
S24	Tx11-	S25	Rx11-
S25	Rx11-	S24	Tx11-
S26	Rx11+	S23	Tx11+
S27	Rx10-	S22	Tx10-
S28	Rx10+	S21	Tx10+
S29	Rx9-	S20	Tx9-
S30	Rx9+	S19	Tx9+
S31	Rx8-	S18	Tx8-
S32	Rx8+	S17	Tx8+
S33	Rx7-	S16	Tx7-
S34	Rx7+	S15	Tx7+
S35	Rx6-	S14	Tx6-
S36	Rx6+	S13	Tx6+
S37	Rx5-	S12	Tx5-
S38	Rx5+	S11	Tx5+
S39	Rx4-	S10	Tx4-
S40	Rx4+	S9	Tx4+
S41	Rx3-	S8	Tx3-
S42	Rx3+	S7	Tx3+
S43	Rx2-	S6	Tx2-
S44	Rx2+	S5	Tx2+
S45	Rx1-	S4	Tx1-
S46	Rx1+	S3	Tx1+
S47	Rx0-	S2	Tx0-
S48	Rx0+	S1	Tx0+

MATERIAL NUMBER	DESCRIPTION	LENGTH(+0.06M)
74509-3001	12X CABLE ASSEMBLIES	0.50M+0.03M
74509-3002	12X CABLE ASSEMBLIES	1.00M+0.03M
74509-3003	12X CABLE ASSEMBLIES	3.00M
74509-3004	12X CABLE ASSEMBLIES	5.00M
74509-3005	12X CABLE ASSEMBLIES	7.00M
74509-3006	12X CABLE ASSEMBLIES	2.00M
74509-4001	12X EQUALIZED CABLE ASSEMBLIES/28 AWG	6.00M
74509-4002	12X EQUALIZED CABLE ASSEMBLIES/26 AWG	8.00M
74509-4003	12X EQUALIZED CABLE ASSEMBLIES/24 AWG	10.00M
74509-4006	12X EQUALIZED CABLE ASSEMBLIES/28 AWG	2.00M
74509-4007	12X EQUALIZED CABLE ASSEMBLIES/28 AWG	3.00M

EC NO: USY2004-0065 DRWN: JRESENDE/2003/12/30 CHKD: JRESENDE/2004/01/05 APPR: DDOYE 2004/01/05 REV DESCRIPTION	QUALITY SYMBOLS	GENERAL TOLERANCES (UNLESS SPECIFIED)	SCALE 1:1	DESIGN UNITS METRIC	THIRD ANGLE PROJECTION	REVISE ON CAD ONLY	
	▽ -0 ▽ +0	mm INCH 4 PLACES ±--- ±--- 3 PLACES ±--- ±--- 2 PLACES ±--- ±--- 1 PLACE ±--- ±---	DIMENSION STYLE MM ONLY	DRAWN BY JRESENDE DATE 03/09/16	CHECKED BY JRESENDE DATE 03/09/16	TITLE 12X INFINIBAND CABLE ASSEMBLY W/JACKSCREW	
	ANGULAR ±1/2°		DRAFT WHERE APPLICABLE MUST REMAIN WITHIN DIMENSIONS	APPROVED BY DDOYE DATE 03/09/16	MATERIAL NO. SEE TABLE DOCUMENT NO. SD-74509-002	MOLEX INCORPORATED SHEET NO. 2 OF 2	
	THIS DRAWING CONTAINS INFORMATION THAT IS PROPRIETARY TO MOLEX INCORPORATED AND SHOULD NOT BE USED WITHOUT WRITTEN PERMISSION						