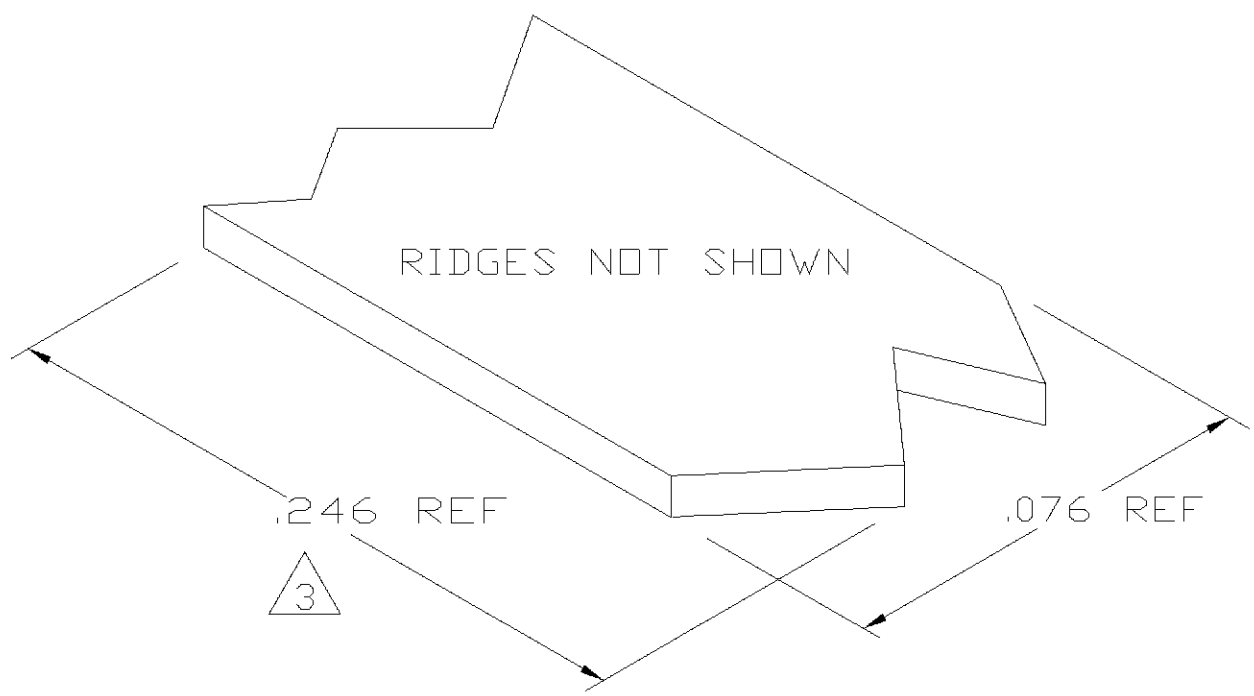
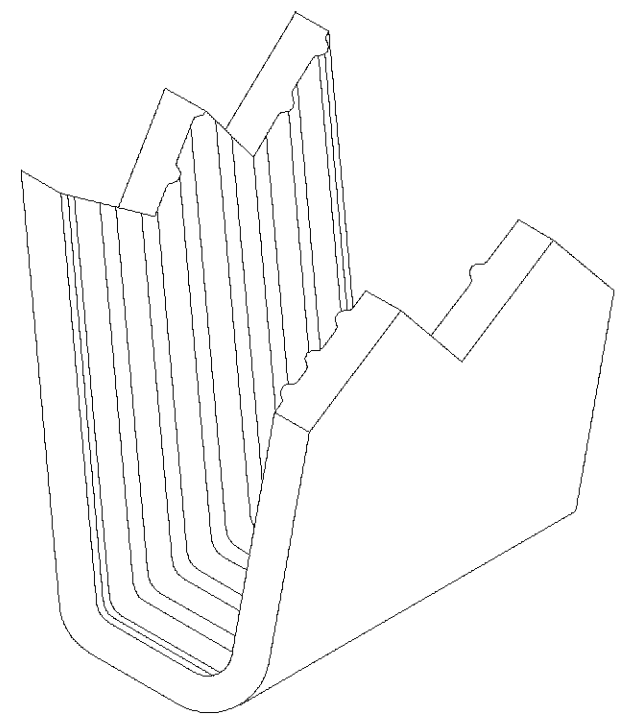
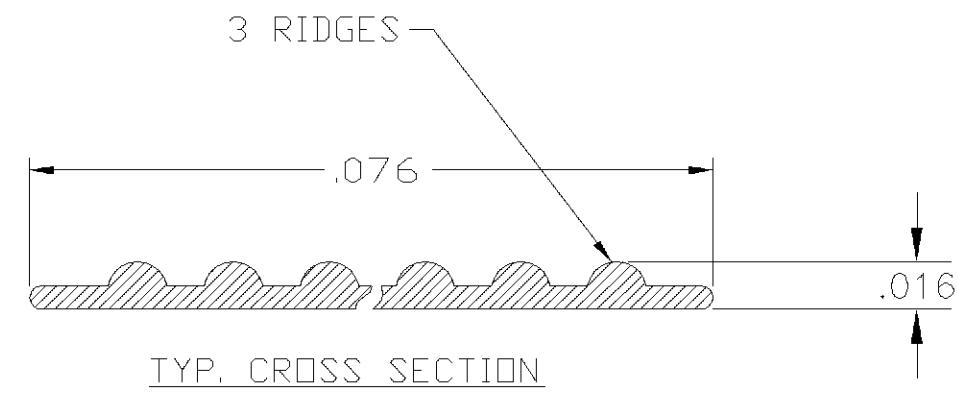


THIS DRAWING IS UNPUBLISHED. RELEASED FOR PUBLICATION
 © COPYRIGHT BY TYCO ELECTRONICS CORPORATION. ALL RIGHTS RESERVED.

LOC	DIST	REVISIONS			
P	LTR	DESCRIPTION	DATE	DWN	APVD
	0	TRANSFERED TO TYCO FORMAT	03MAY02	MF	EH



- 1 CRIMPBAND MATERIAL PROVIDED IN CONTINUOUS STRIP.
 - 2 REFERENCE DESCRIPTIVE PART NUMBER G045B16A.
- 3 BLANK LENGTH DETERMINED BY 045 TOOLSET.



PARTIAL FORMED VIEW (REF)
 FORMED BY APPLICATION TOOLING

1601503-1
 PART NUMBER

THIS DRAWING IS A CONTROLLED DOCUMENT.		DWN MICHAEL S. FEHER 03MAY2002	Tyco Electronics Corporation Harrisburg, PA 17105-3608	
DIMENSIONS: INCHES	TOLERANCES UNLESS OTHERWISE SPECIFIED:	CHK EDWARD HOWARD 16APR2002	NAME -	
	0 PLC ± -	APVD EDWARD HOWARD 16APR2002	PRODUCT SPEC -	
	1 PLC ± -		APPLICATION SPEC -	
	2 PLC ± -		SIZE A3	CAGE CODE 00779
	3 PLC ± .005		DRAWING NO C-1601503	RESTRICTED TO -
	4 PLC ± -		SCALE 1:1	
	ANGLES ± -		SHEET 1 OF 1	
MATERIAL UNS C72500 CU-NI ALLOY	FINISH NONE	WEIGHT -	REV 0	
		CUSTOMER DRAWING		