

Surge protection device - CN-UB-280DC-3-SB - 2801051

Please be informed that the data shown in this PDF Document is generated from our Online Catalog. Please find the complete data in the user's documentation. Our General Terms of Use for Downloads are valid (<http://phoenixcontact.com/download>)



Attachment plug with replaceable surge protection for coaxial signal interfaces. Connection: N connector plug/socket

Product Features

- For outdoor installations
- Mounting plate enables mounting, e.g., in a control cabinet
- Replaceable, gas-filled arrester
- Installed as surge protection between antenna and wireless module



Key Commercial Data

Packing unit	1 pc
Weight per Piece (excluding packing)	160.0 g
Custom tariff number	85363010
Country of origin	China

Technical data

Dimensions

Height	56.8 mm
Width	31 mm
Length	33.5 mm

Ambient conditions

Ambient temperature (operation)	-40 °C ... 80 °C
Degree of protection	IP55

General

Housing material	HPb59-1
Color	nickel
Standards for clearances and creepage distances	IEC 60664-1

Surge protection device - CN-UB-280DC-3-SB - 2801051

Technical data

General

Mounting type	Connection-specific intermediate plugging
Type	Attachment plug
Number of positions	1
Direction of action	Line-Shield/Earth Ground

Protective circuit

IEC test classification	C2
	C3
	D1
Maximum continuous voltage U_C	280 V DC
Maximum continuous voltage U_C (wire-ground)	280 V DC
Nominal current I_N	5 A (25 °C)
Operating effective current I_C at U_C	$\leq 1 \mu\text{A}$
Nominal discharge current I_n (8/20) μs	20 kA
Nominal discharge current I_n (8/20) μs (Core-Earth)	20 kA
Nominal discharge current I_n (8/20) μs (Core-Shield)	20 kA
Total surge current (8/20) μs	20 kA
Total surge current (10/350) μs	2.5 kA
Max. discharge current I_{max} (8/20) μs	20 kA
Max. discharge current I_{max} (8/20) μs maximum (Core-Earth)	20 kA
Max. discharge current I_{max} (8/20) μs maximum (Core-Shield)	20 kA
Nominal pulse current I_{an} (10/1000) μs (Core-Shield)	100 A
Impulse discharge current (10/350) μs , peak value I_{imp}	2.5 kA
Output voltage limitation at 1 kV/ μs (Core-Earth) spike	$\leq 900 \text{ V}$
Output voltage limitation at 1 kV/ μs (Core-Shield) spike	$\leq 900 \text{ V}$
Voltage protection level U_p (core-ground)	$\leq 1.1 \text{ kV}$ (C2 - 10 kV / 5 kA)
	$\leq 900 \text{ V}$ (C1 - 1 kV/500 A)
Voltage protection level U_p (core-shield)	$\leq 1.1 \text{ kV}$ (C2 - 10 kV / 5 kA)
	$\leq 900 \text{ V}$ (C1 - 1 kV/500 A)
Response time t_A (Core-Earth)	$\leq 100 \text{ ns}$
Response time t_A (Core-GND)	$\leq 100 \text{ ns}$
Input attenuation aE, asym.	typ. 0.1 dB ($\leq 3 \text{ GHz}$)
Cut-off frequency f_g (3 dB), asym. (shield) in 50 Ohm system	$> 3 \text{ GHz}$
Frequency range	0 Hz ... 3 GHz
Standing wave ratio SWR in a 50 Ω system	typ. 1.15 ($\leq 3 \text{ GHz}$)
	max. 1.2
Permissible HF power P_{max} at VSWR = xx (50 ohm system)	700 W (VSWR = 1.1)

Surge protection device - CN-UB-280DC-3-SB - 2801051

Technical data

Protective circuit

	200 W (VSWR = ∞)
Capacity (Core-Earth)	typ. 1.5 pF
Capacity asymmetrical (shield)	typ. 1.5 pF
Impulse durability (conductor-ground)	C2 - 10 kV/5 kA
	C3 - 100 A
	D1 - 2,5 kA

Connection data

Connection method	N connector 50 Ω
Connection type IN	N connector, male
Connection type OUT	N connector, female

Classifications

eCl@ss

eCl@ss 4.0	27140201
eCl@ss 4.1	27130801
eCl@ss 5.0	27130801
eCl@ss 5.1	27130801
eCl@ss 6.0	27130807
eCl@ss 7.0	27130807
eCl@ss 8.0	27130807
eCl@ss 9.0	27130807

ETIM

ETIM 2.0	EC000943
ETIM 3.0	EC000943
ETIM 4.0	EC000943
ETIM 5.0	EC000943

UNSPSC

UNSPSC 6.01	30212010
UNSPSC 7.0901	39121610
UNSPSC 11	39121610
UNSPSC 12.01	39121610
UNSPSC 13.2	39121620

Surge protection device - CN-UB-280DC-3-SB - 2801051

Approvals

Approvals

Approvals

EAC

Ex Approvals

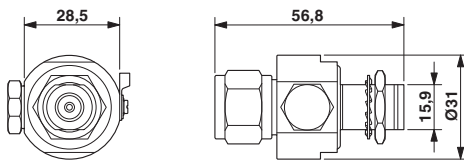
Approvals submitted

Approval details

EAC

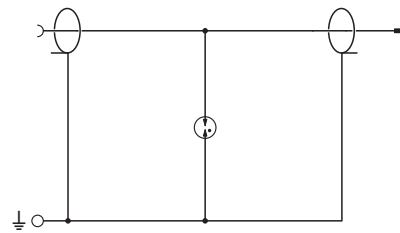
Drawings

Dimensional drawing



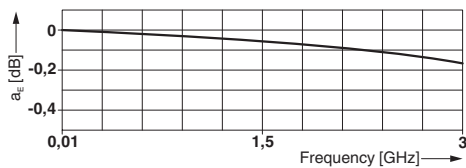
Dimensional drawing
CN-UB-280DC-3-SB

Circuit diagram



Circuit diagram

Diagram



Diagram

